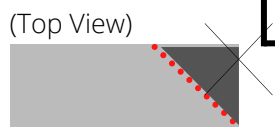


BASEBOARD CUT CHEAT SHEET

OUTSIDE CORNERS (MITERED)

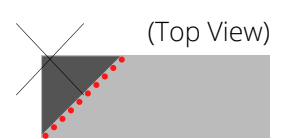
LEFT CUT

- Move miter saw angle to the right (45-degree)
- Keep the left piece



RIGHT CUT


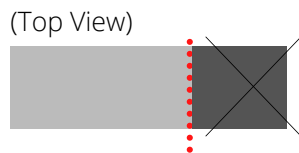
- Move miter saw angle to the left (45-degree)
- Keep the right piece



INSIDE CORNERS (COPED)

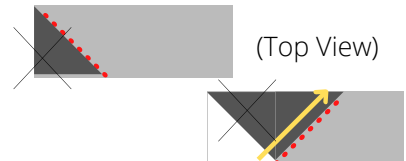
LEFT CUT

- Move miter saw angle to zero (straight cut)
- Keep the left piece



RIGHT CUT

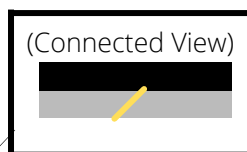
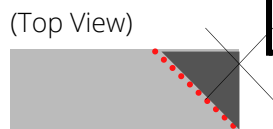
- Move miter saw angle to the right (45-degree)
- Keep the right piece
- Use a coping saw to cut off the exposed backside (45-degree angle to the left)



STRAIGHT CONNECTIONS (MITERED)

LEFT CUT

- Move miter saw angle to the left (45-degree)
- Keep the left piece



RIGHT CUT

- Move miter saw angle to the left (45-degree)
- Keep the right piece

